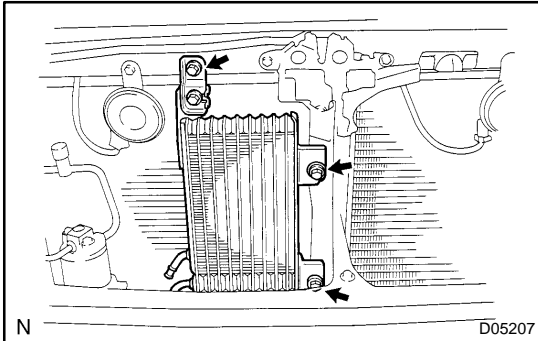


REMOVAL

1. REMOVE PIPE

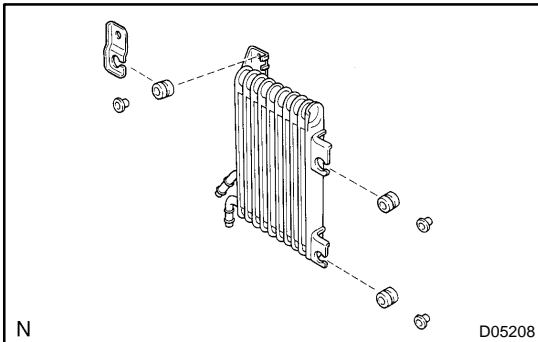
Loosen the 2 clips and disconnect the 2 hoses.



2. REMOVE OIL COOLER

(a) Remove the 3 bolts and oil cooler.

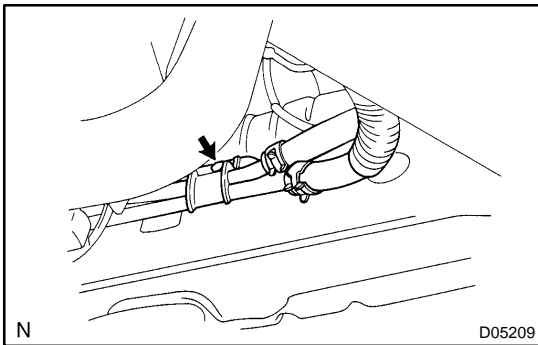
Torque: 11 N·m (115 kgf·cm, 8 ft·lbf)



(b) Remove the bolt, transmission oil cooler bracket and grommet.

Torque: 4.9 N·m (50 kgf·cm, 43 in.-lbf)

(c) Remove the 2 grommets and condenser mounting insulators.



3. REMOVE OIL COOLER TUBE

(a) Loosen the 2 clips and disconnect the 2 hoses.

(b) Remove the bolt and oil cooler tube with the 2 hoses.

Torque: 5.0 N·m (50 kgf·cm, 48 in.-lbf)

(c) Loosen the 2 clips and disconnect the 2 hoses.